

RE:

## Door lock "Isabella" with pivoting latch

F I L E R  
**PKW 1**  
 FILE GROUP  
**50-64**  
 BULLETIN  
 1  
 N U M B E R

Bremen, Germany, November 6th, 1959

From Serial Number 1 148 458 (Isabella, TS, de Luxe)

310 347 (Isabella Station Wagon)

door locks of a modified type are fitted to above mentioned types. In case of repairs watch the correct mounting position of the door striker plate. Observe the following hints:

1. Prepare template for alignment of starting slope of striker plate. (Fig. 1)
2. Adjustment of striker plate: (Door lock fitted!)

a) Adjust height.

Attach striker plate loosely and close door till forked lever has contact. The position in vertical sense is correctly adjusted when the lower claw of the forked lever contacts within center of the 8-shaped segment. (Fig. 2)

Herewith the upper claw to segment has a clearance of 0.04 to 0.08". Tighten lower fixing screw firmly after alignment of striker plate height.

- b) Adjust starting slope of striker plate by means of template. Hereby turn striker plate around the lower fixing screw. (Fig. 3)

Subsequently tighten all fixing screws firmly.

- c) Close door and check alignment of door outer panel towards rear fender. Carry out adjustments of the striker plate for adjustment of outer surface shape by resetting in the locking plane only! (Fig. 4)

Check starting slope once again.

- d) Carry out locking test!

Fig. 1

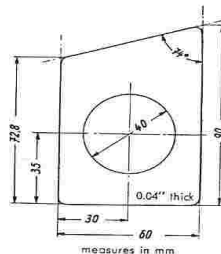


Fig. 2

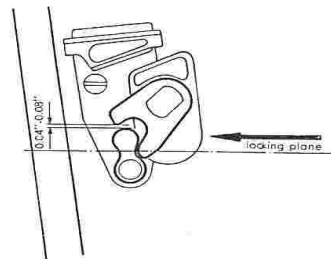


Fig. 3

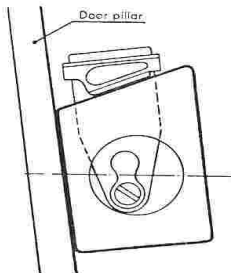


Fig. 4

